

**Hellenbrand**<sup>®</sup>

Water Softening

# ProMate 7.0

A DUAL-TANK, PREMIUM  
WATER SOFTENING SYSTEM









**ProMate**<sup>®</sup> 7.0  
HIGH PERFORMANCE TWIN ALTERNATING SYSTEM

### Water's Journey From Sky to Faucet

As rainwater makes its way through the ground and into our waterways, it picks up minerals like calcium and magnesium. Left unsoftened, hard water leaves skin itchy, makes towels and clothing scratchy and causes mineral scale buildup on fixtures and in appliances.




### Benefits of ProMate 7.0 Water Softening

-  Softer, itch-free skin and more manageable hair
-  Better lathering detergent, shampoo and soap
-  Brighter, softer towels and clothing
-  Spotless dishes and glasses
-  Cleaner fixtures and stain-free sinks, tubs and showers
-  Longer lasting water-based appliances and fixtures

#### ProMate 7.0 Softener Reduces:

- Calcium
- Magnesium



It's clear. Removing hard minerals from your home's water makes a difference you and your family can feel, see and appreciate.

### ProMate 7.0

#### SOFTEN WATER EFFECTIVELY AND EFFICIENTLY

Our Alternating Twin-Tank System provides a continuous supply of soft water for you and your family. Built with commercial grade resin and a unique Vortech distribution system, the ProMate 7.0 saves on water usage and salt consumption, all while maintaining cost-reducing ENERGY STAR ratings.

#### SYSTEM FEATURES:

- 💧 Premium 10% commercial-grade resin beads
- 💧 Corrosion-resistant control valve, body and tanks for a longer life
- 💧 Easy-to-read, back-lit display with customizable settings
- 💧 Alternating twin tank design for continuous supply of soft water
- 💧 Full-flow bypass valve for the convenience of bypassing the water softener
- 💧 Lead-free internal components

#### HOW THE PROMATE 7.0 WORKS

- 1 As hard water moves through the tank, resin beads attract and collect hard water minerals by exchanging them with sodium.
- 2 As water passes through the resin bed it's softened and ready for use.
- 3 When the tank providing soft water is 100% saturated with hard water minerals, the control valve places the second tank into the soft water mode and recharges the exhausted tank. Hardness minerals and excess brine are rinsed down the drain.

#### ProMate 7.0: for Superior Performance

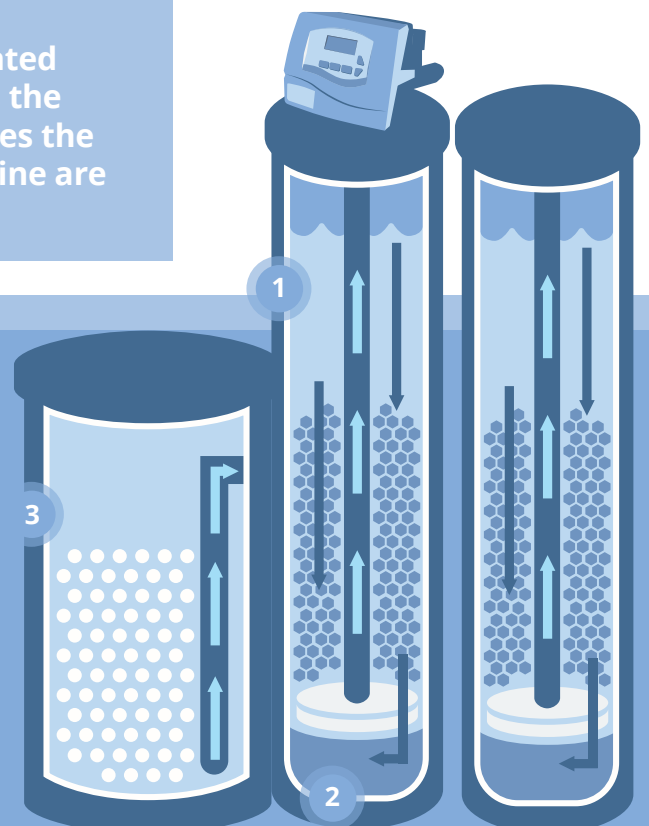
The ProMate 7.0 is made with better technology and fewer parts. This means fewer problems and maintenance calls.

##### Superior flow technology

- Vortech™ distribution plate leverages more surface area for superior performance
- Saves up to 20 gallons per regeneration cycle

##### Durable commercial-grade resin

- 10% resin beads last longer than 8% resin used in most systems
- Stronger resin means less salt and water usage
- Maintains better pressure over the life of the softener





**Attach your Hellenbrand  
Home Water Test form  
here for handy reference**



Hellenbrand  
404 Moravian Valley Road  
Waunakee, WI 53597  
hellenbrand.com

©2019 Hellenbrand



Hellenbrand products are not for sale or distribution into the State of California effective 8/31/18

110301 12/28/19-LBRY